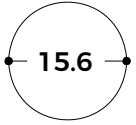
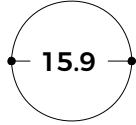
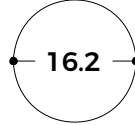
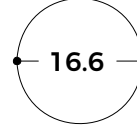
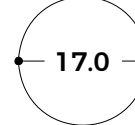
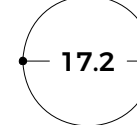
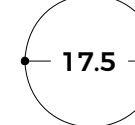
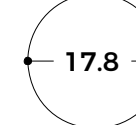
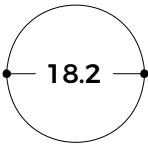
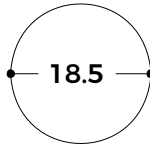
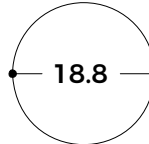
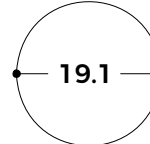
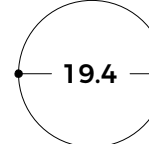
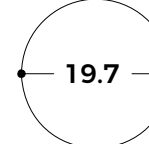
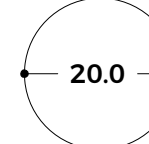
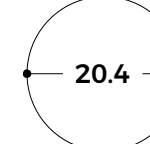


RING SIZES

Ø	in mm									
		15.6	15.9	16.2	16.6	17.0	17.2	17.5	17.8	
Sizes	{	EU	49	50	51	52	53	54	55	56
		UK	J & 1/2	K & 1/2	L	M	M & 1/2	N & 1/2	O	P
		US	4 3/4	5 1/4	5 3/4	6	6 1/4	6 3/4	7 1/4	7 1/2
		JP	9	10	11	12	13	14	15	16
Ø	in mm									
		18.2	18.5	18.8	19.1	19.4	19.7	20.0	20.4	
Sizes	{	EU	57	58	59	60	61	62	63	64
		UK	Q	Q & 1/2	R	S	T	UK	UK	UK
		US	8	8 1/4	8 3/4	9	9 1/2	10	10 1/4	10 3/4
		JP	17	18	19	20	21	22	23	24

How to find out your ring size?

Do you have a ring that fits the desired finger perfectly?
 Use a ruler to measure the inner diameter of that ring and compare it to the numbers in the circles on this page. You can also print out this page and place the ring on the circles to see what size it is.
 To make sure that you printed at 100% print scale please check with a ruler, that the bar below is exactly 5cm long.



You don't have a ring that fits the desired finger?

The EU size corresponds to the inner circumference. In this case all you have to do is measure the circumference of your finger with a piece of paper or thread and you know your EU size.